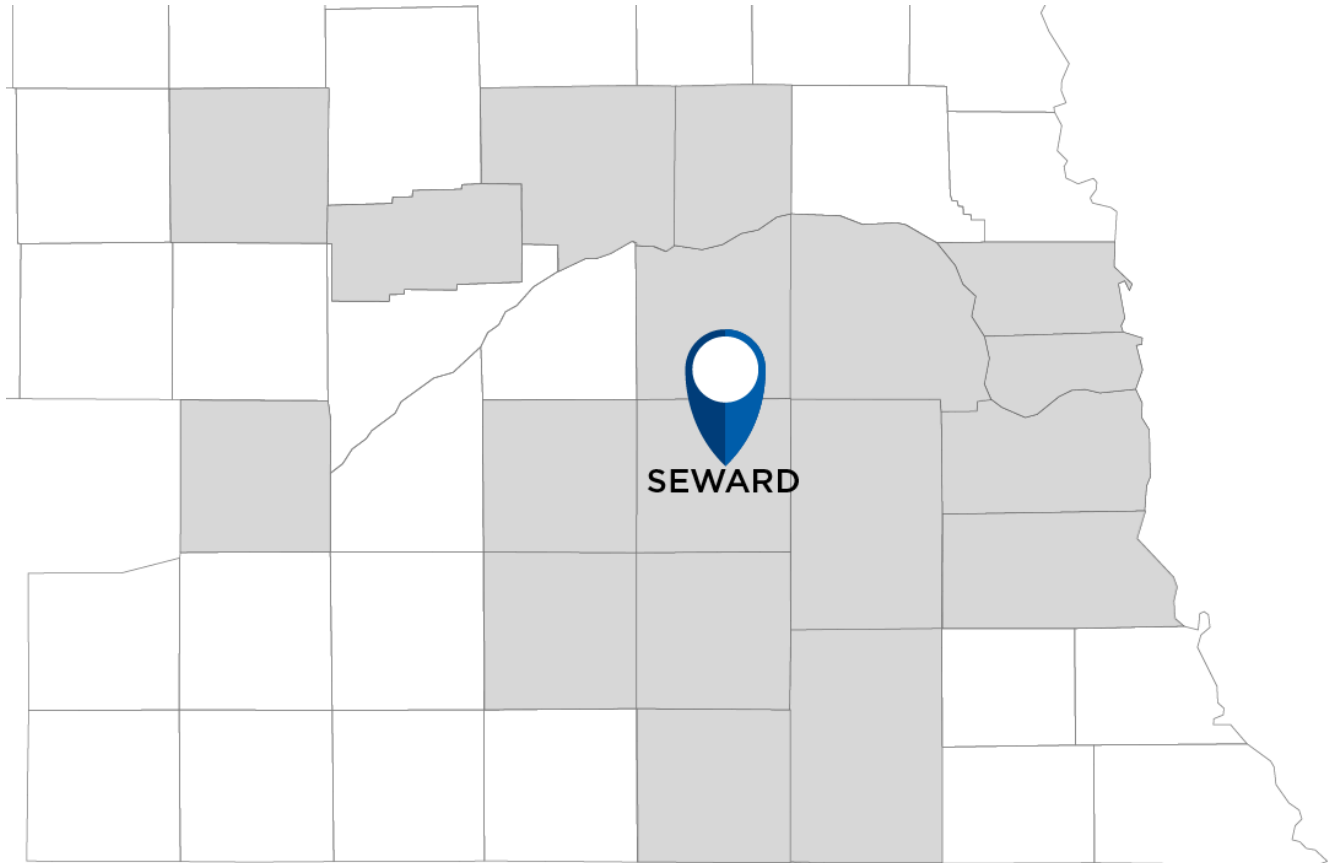


# 2023 Commuting Patterns Workers at Three Large Seward, Nebraska Employers



**April 2023**

Prepared by:  
Melissa Trueblood, Ph.D.  
Economist  
Nebraska Public Power District  
1414 15th Street - P.O. Box 499  
Columbus, Nebraska 68602-0499  
E-Mail: [mltrueb@nppd.com](mailto:mltrueb@nppd.com)  
Web Site: [sites.nppd.com](http://sites.nppd.com)

## 2023 COMMUTING PATTERNS WORKERS AT THREE LARGE SEWARD, NEBRASKA EMPLOYERS

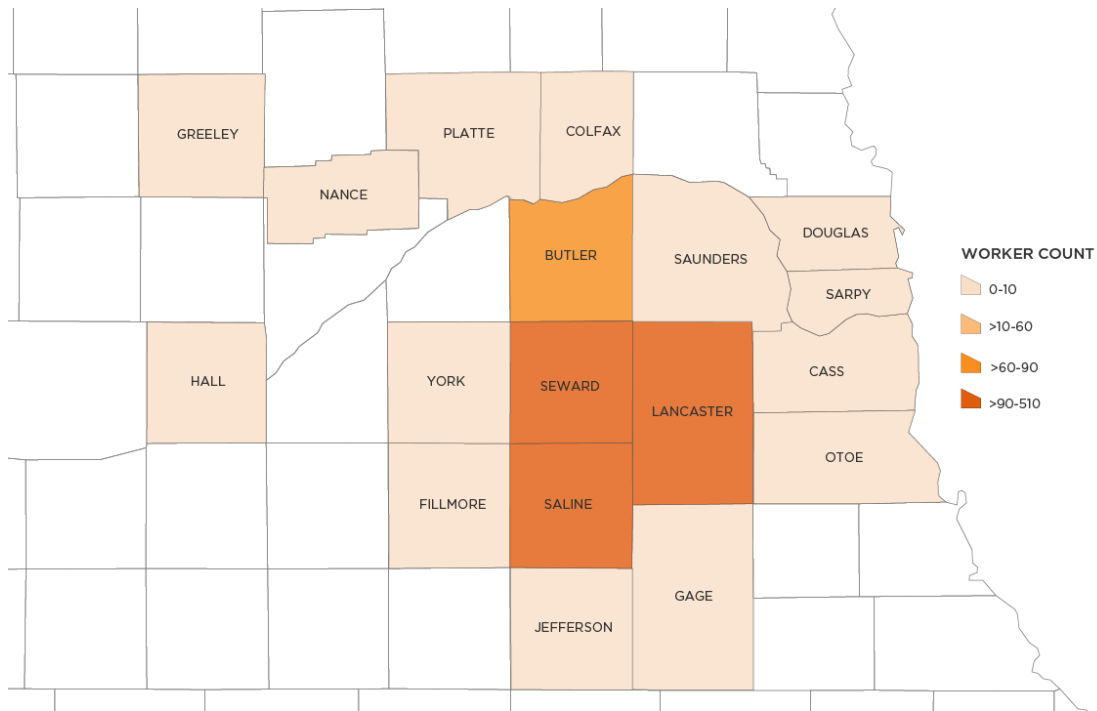
This study provides information on the 2023 Nebraska residence counties and communities (places) for 1,047 workers at three large Seward employers. Concordia University, Hughes Brothers, Inc., and Tenneco Automotive-Walker provided the mailing zip codes for each of their employees as of April 2023. In addition to the 1,047 employees with residences in Nebraska, there were several employees with residences outside Nebraska.

As shown in Figure One and Tables One and Two, the 1,047 workers have residences in 18 Nebraska counties. Seward County is the residence of 507 (48.4%) of the 1,047 workers. Other counties with large numbers of workers commuting to the City of Seward to work at the three employer sites include Lancaster (332 or 31.7%), Saline (92 or 8.8%), and Butler (59 or 5.6%).

**TABLE ONE**  
Number of Workers by Residence Counties for Three Large Seward, Nebraska Employers, 2023

COUNTY	EMPLOYEE COUNT	PERCENT OF TOTAL
Butler	59	5.6%
Cass	1	0.1%
Colfax	1	0.1%
Douglas	1	0.1%
Fillmore	1	0.1%
Gage	1	0.1%
Greeley	1	0.1%
Hall	6	0.6%
Jefferson	2	0.2%
Lancaster	332	31.7%
Nance	1	0.1%
Otoe	1	0.1%
Platte	3	0.3%
Saline	92	8.8%
Sarpy	1	0.1%
Saunders	6	0.6%
<b>Seward</b>	<b>507</b>	<b>48.4%</b>
York	31	3.0%
<b>Total</b>	<b>1,047</b>	<b>100.0%</b>

**FIGURE ONE**  
**Number of Workers by Residence Counties for Three Large Seward, Nebraska Employers, 2023**



Source: Information compiled by Tricia Moyer, Economic Research Specialist, Nebraska Public Power District, using data provided by Seward County Economic Development Corporation.

Table Two provides information on the 2021 population of the 18 Nebraska counties where workers at the three Seward employers reside. The 2021 total estimated population of the 18 counties is 1,353,959 people. Douglas County with 578,771 people and Lancaster County with 320,301 people accounted for 42.8 and 23.7 percent, respectively, of the total population of the 18 counties. With a population of 17,605, Seward County accounted for 1.3 percent of the total population.

**TABLE TWO**  
**Population of Residence Counties for Three Large Seward Employers, 2021**

COUNTY	POPULATION	COUNTY	POPULATION
Butler	8,354	Lancaster	320,301
Cass	26,546	Nance	3,389
Colfax	10,608	Otoe	15,916
Douglas	578,771	Platte	34,123
Fillmore	5,561	Saline	14,395
Gage	21,706	Sarpy	188,464
Greeley	2,219	Saunders	22,008
Hall	62,616	Seward	17,605
Jefferson	7,213	York	14,164
		<b>Total</b>	<b>1,353,959</b>

Source: U.S. Census Bureau. 2017-2021 American Community Survey, retrieved from data.census.gov.

As shown in Tables Three and Four and Figure Two, the 1,047 workers have residences in 48 Nebraska places. The City of Seward is the residence of 360, 34.4 percent, of the 1,047 workers. Other places with large numbers of workers commuting to the City of Seward to work at the three employers' sites include Lincoln, 324 or 30.9 percent; Crete, 55 or 5.3 percent; Milford, 36 or 3.4 percent; Dwight, 26 or 2.5 percent, Utica, 25 or 2.4 percent; and York, 22 or 2.1 percent.

**TABLE THREE**  
**Number of Workers by Residence Places for Three Largest Seward Employers, 2023**

Place	Workers	Place	Workers	Place	Workers
Abie	1	Fairbury	2	Pleasant Dale	12
Beaver Crossing	18	Filley	1	Raymond	4
Bee	16	Friend	6	Rising City	2
Bellwood	4	Fullerton	1	Schuyler	1
Benedict	1	Garland	12	Seward	360
Brainard	6	Goehner	9	South Bend	1
Bruno	1	Grand Island	5	Staplehurst	19
Ceresco	1	Greeley	1	Ulysses	7
Columbus	2	Gresham	3	Unadilla	1
Crete	55	Lincoln	324	Utica	25
David City	12	McCool Junction	1	Valparaiso	4
Denton	3	Milford	36	Waco	4
Doniphan	1	Ohioa	1	Wahoo	1
Dorchester	19	Omaha	1	Western	3
Duncan	1	Panama	1	Wilber	9
Dwight	26	Papillion	1	York	22
				<b>Total</b>	<b>1,047</b>

Source: Information compiled by Tricia Moyer, Economic Research Specialist, Nebraska Public Power District, using data provided by Seward County Economic Development Corporation.



**TABLE FOUR**  
**Population of Residence Places for Three Large Seward Employers, 2021**

Place	Population
Abie	48
Beaver Crossing	373
Bee	267
Bellwood	488
Benedict	285
Brainard	382
Bruno	92
Ceresco	1317
Columbus	23,954
Crete	7,224
David City	2,981
Denton	169
Doniphan	903
Dorchester	490
Duncan	632
Dwight	212

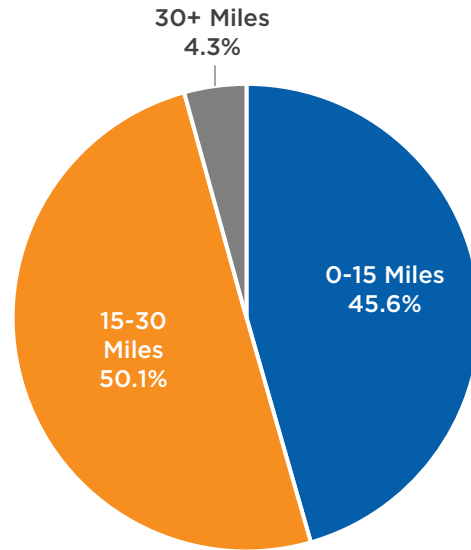
Place	Population
Fairbury	3,916
Filley	101
Friend	1,156
Fullerton	1,573
Garland	286
Goehner	241
Grand Island	52,755
Greeley	394
Gresham	233
Lincoln	289,136
McCool Junction	619
Milford	2,547
Ohioa	104
Omaha	488,059
Panama	254
Papillion	23875

Place	Population
Pleasant Dale	303
Raymond	261
Rising City	401
Schuyler	6,526
Seward	7,651
South Bend	108
Staplehurst	302
Ulysses	166
Unadilla	371
Utica	1,048
Valparaiso	554
Waco	231
Wahoo	4,754
Western	206
Wilber	1,984
York	8,091
<b>Total</b>	<b>938,023</b>

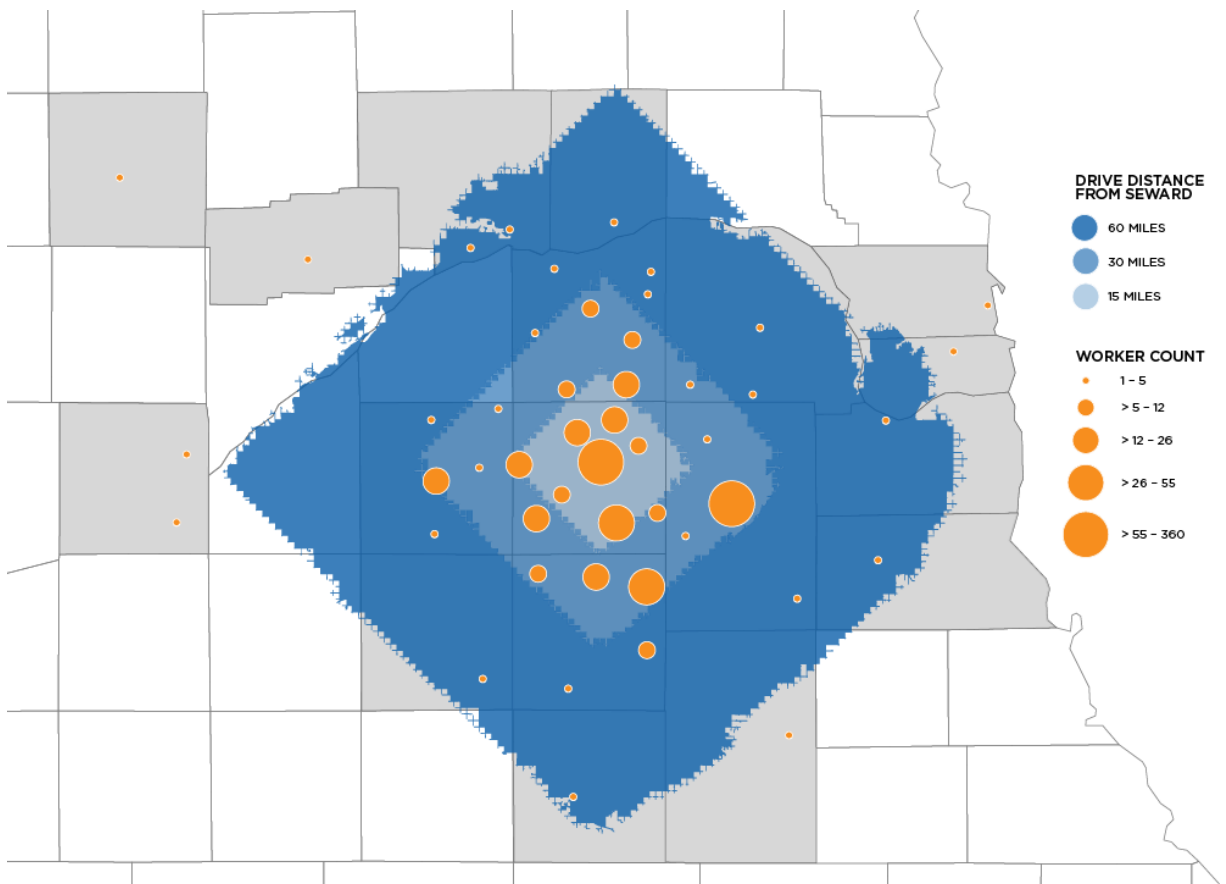
Source: U.S. Census Bureau. 2017-2021 American Community Survey, retrieved from data.census.gov.

As shown in Figure Three and Four, 45.6 percent of the workers live within a 15-mile radius of the City of Seward and 95.7 percent live within a 30-mile radius. The longest commute, approximately 115 miles, was from Greeley in Greeley County.

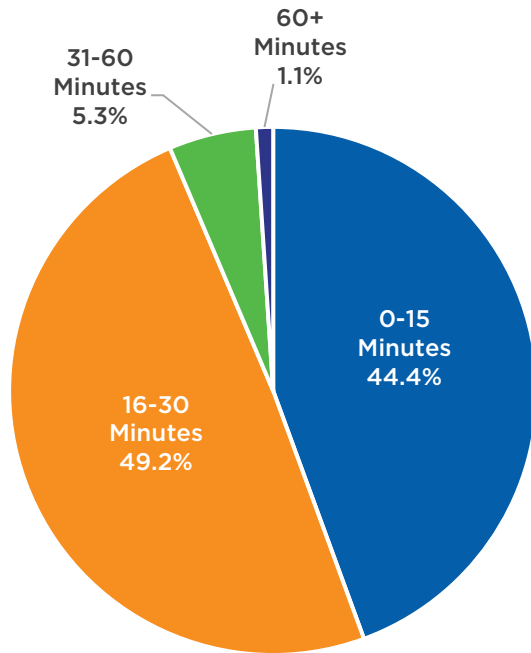
**FIGURE THREE**  
**Distribution of Workers' Residences for Three Large Seward, Nebraska Employers by Driving Distance to the City of Seward, 2023**



**FIGURE FOUR**  
**Distribution of Workers' Residences for Three Large Seward, Nebraska Employers by Driving Distance to the City of Seward, 2023**



As shown in Figure Five and Six, 44.4 percent of the workers live within a 15-minute drive radius of the City of Seward, and 93.6 percent live within a 30-minute drive radius. The longest commute, approximately 111 minutes, was from Greeley in Greeley County.



**FIGURE FIVE**  
Distribution of Workers' Residences for Three Large Seward, Nebraska Employers by Drive Time to the City of Seward, 2023

**FIGURE SIX**  
Distribution of Workers' Residences for Three Large Seward, Nebraska Employers by Drive Time to the City of Seward, 2023

